

getting
started
with **OER**

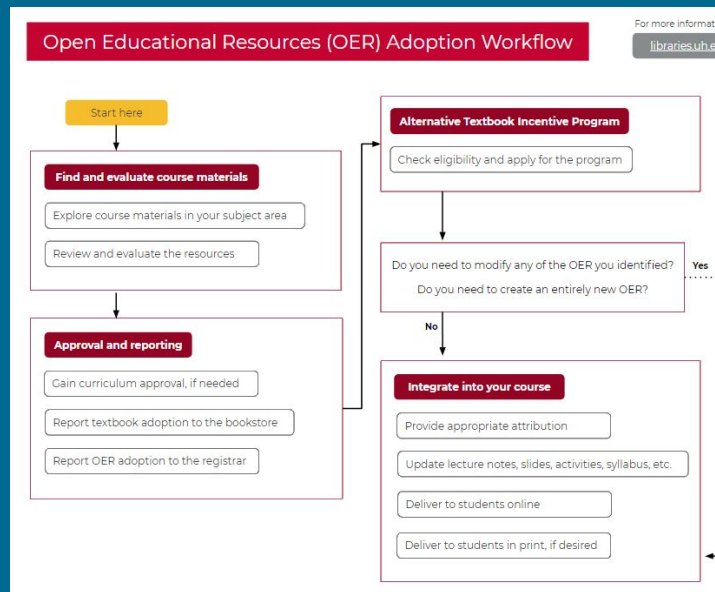
Sustainable Support for OER Implementation

Ariana E. Santiago, OER Coordinator
Twitter: @aripants

Context

- Incentive program started 2018
- Faculty interest and administrative support
- Want to better support instructors in replacing traditional textbooks with OER
- Created OER adoption workflow:

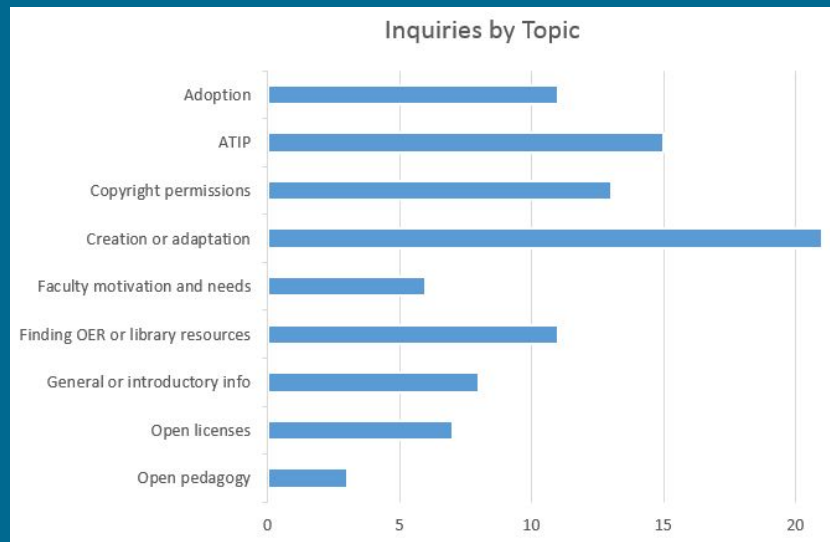
tinyurl.com/oerworkflow



Screenshot from OER Adoption Workflow by Ariana Santiago

Identify UH-specific needs

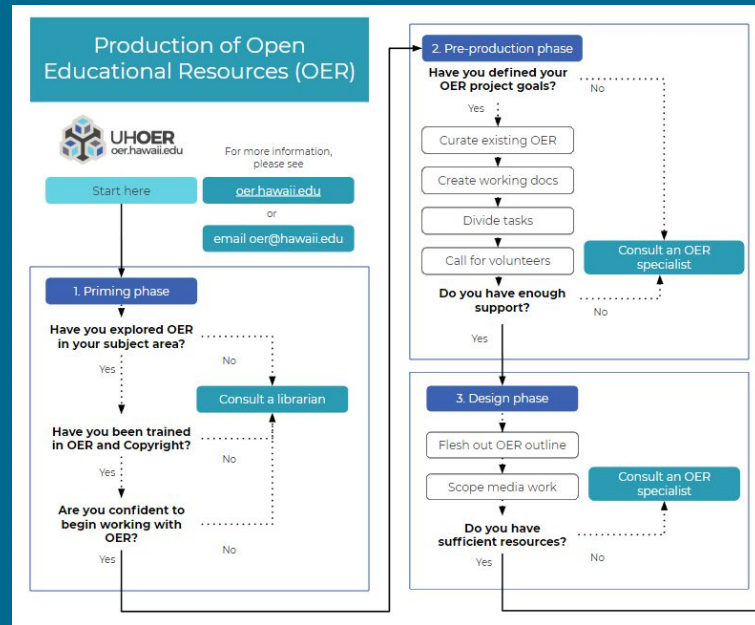
- Tracked consultations and questions
- Most frequent topics:
 - Creation or adaptation
 - Alternative Textbook Incentive Program
 - Copyright permissions



Screenshot from Environmental Scan of OER Needs by Ariana Santiago, internal documentation

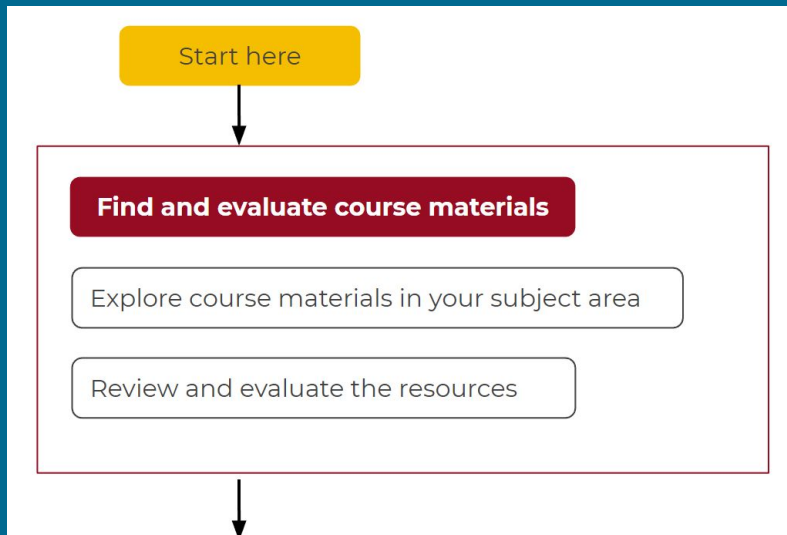
Look at existing workflows

- Borrow from others!
- Identified key qualities for UH workflow:
 - Clear & user-friendly
 - Provide practical guidance
 - Comprehensive
 - Address high-priority topics
 - UH-context and info
 - Incentive program



Screenshot from *Production of Open Educational Resources* by Billy Meinke-Lau, CC-BY, go.hawaii.edu/WZj

OER adoption workflow for UH



Screenshots from OER Adoption Workflow by Ariana Santiago

tinyurl.com/oerworkflow

Find and Evaluate Course Materials

Explore course materials in your subject area

Search for [open educational resources \(OER\)](#) that may be appropriate for your course. OER can be freely used, shared, and even modified to fit your needs.

[Library-sponsored resources](#) - such as journal articles, book chapters, and streaming video - are an option for reducing the costs of textbooks for students. Library-sponsored resources are not entirely free (the library pays for access to them) and cannot be freely used, shared, or modified (due to more restrictive copyright licenses), but can be made available at no additional cost to students.

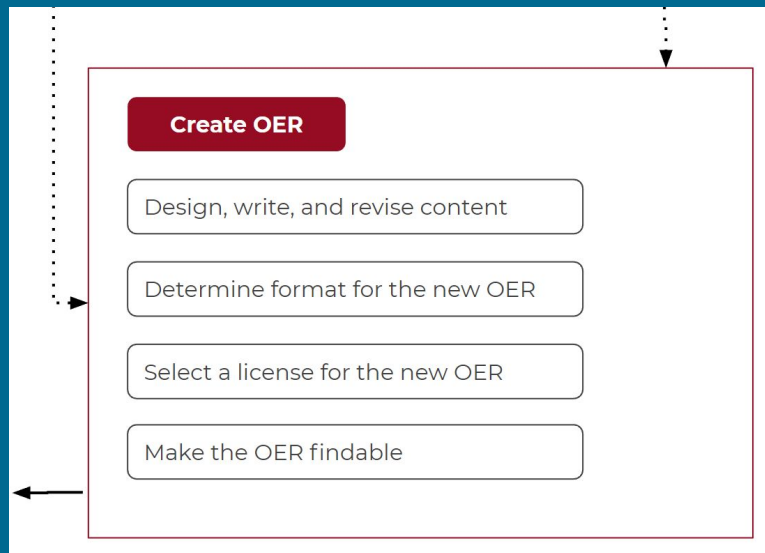
Contact the [OER Coordinator](#) or your [subject librarian](#) for assistance in finding resources.

Review and evaluate the resources

Review and evaluate the resources you find to determine whether they are appropriate for your course. Many open textbooks, such as those in the [Open Textbook Library](#), have been peer-reviewed by faculty or subject matter experts; these reviews can assist your own evaluation. Use the following template and evaluation rubrics:

- [Evaluation Strategy Template](#)
- [OER Evaluation Criteria](#) from Affordable Learning Georgia
- [Open Textbooks Review Criteria](#) from BCcampus

OER adoption workflow for UH



Screenshots from OER Adoption Workflow by Ariana Santiago

Create OER, if necessary

Design, write, and revise content

A significant step in creating OER is designing, writing, and revising the content. UH Libraries currently provides limited support in these areas. However, several resources exist to guide authors in the process of creating and publishing OER:

- [Authoring Open Textbooks](#) by the Open Textbook Network
- [The Rebus Guide to Publishing Open Textbooks](#) (So Far) by Rebus Community
- [Open Education Self-Publishing Guide](#) by BCcampus

Determine format for the new OER

Determine the format for your new OER (e.g., HTML, PDF, Word document, etc.). File type and formatting impact accessibility of resources. The [OER Accessibility Toolkit](#) includes best practices and resources for enhancing accessibility in multiple file formats.

UH Libraries provides an authoring tool, [Pressbooks](#), for the creation of OER. Pressbooks provides a place to host your OER and makes it available in multiple formats. If you are interested in using Pressbooks, contact the [OER Coordinator](#) or [sign up here](#).

tinyurl.com/oerworkflow

Takeaways

Know your local needs

Draw from existing
resources

Communicate the
implementation process

Resources

UH OER Adoption Workflow:
tinyurl.com/oerworkflow

SPARC Final Report:
tinyurl.com/sparcreport

SPARC Community Resource:
tinyurl.com/sparcresource

