

---

# Intermediate DSpace: Metadata Imports & Exports

December 21, 2016

---

Laura Kane McElfresh, Texas A&M University at Galveston

# Intermediate DSpace: Metadata Imports & Exports

Today's training topics  
include...

Batch imports via Web UI

Exporting Items, Collections, &  
metadata

Batch edits & metadata cleanup

Moving/mapping Items en masse

Fun with spreadsheets!

# Batch Imports Via Web UI (User Interface)

# Why batch import?

Batch importer is good for uploading:

- Large number of Items all at once
- Large Bitstreams
- Anything where you can front-load your metadata and organization
  - Lets you bypass the 3 screens' worth of Web Submit UI...
  - ...but you don't get the 3 screens' worth of guidance.

# Batch importer: right sidebar, under “Content Administration”

---

## Import Batch Load (ZIP)

---

Select a collection

---

Collection:

UT-RGV Training Community > Laura's Demo Collection ▼

Select the collection you wish to submit an item to.

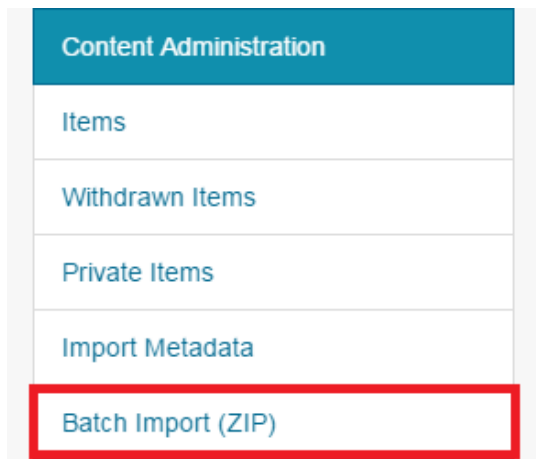
No file chosen

[Upload SimpleArchiveFormat ZIP](#)

---

# Try it!

## Batch upload via web UI



collection from last time and open up the Item “Intermediate DSpace”.

2. Click on the sample\_collection zip file and save it to your machine.

3. On the right sidebar in DSpace, scroll down to “Content Administration”.

- Click on “Batch Import (ZIP)”.

4. Use the pulldown menu to select your own collection.

- Sorry, they are in some mystery order

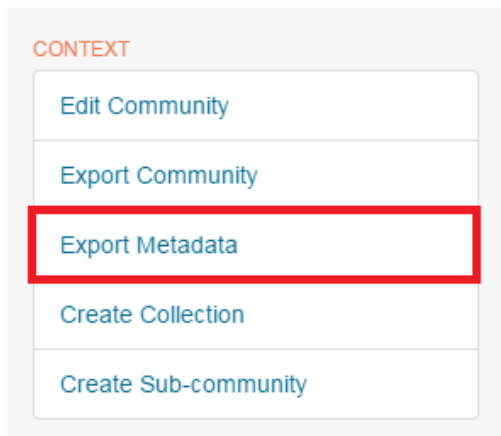
5. Click “Choose File” and select the zip file you just downloaded.

# Exporting from DSpace

- Items (zip files)
- Communities & Collections (zip files)
- Metadata (comma-separated text, viewable as a spreadsheet)

# Try it!

## Exporting metadata



Find “Export Metadata” in the sidebar on Community, Collection, or Item pages.

### 1. Go to your Collection

- it should have the “Photographs” items you batch loaded

### 2. Click “Export Metadata”

### 3. Save the file, which will have a name like 123456789-XXXX.csv

- The “XXXX” is the number of that collection, community, or item; 123456789 is the repository’s number.

### 4. Double click to open the file -- it should come up in Excel already in columns.<sup>8</sup>



# Result of a metadata export: UT-RGV Training Community

D8		Lindsey, Nerissa::a43400cf-eac1-4364-82a2-3fbb8185475c::600   McElfresh, Laura::835e2ac4-3692-4ed1-8134-5a288134f3b4::600																						
A	B	C	D	E	F	G	H	I	J	K	L	M	N	O	P	Q	R	S	T	U	V	W	X	
id	collection	dc.acquisi	dc.contrib	dc.contrib	dc.date.is	dc.date.is	dc.descrip	dc.descrip	dc.descrip	dc.descrip	dc.descrip	dc.identif	dc.identif	dc.identif	dc.langua	dc.publish	dc.subject	dc.subject	dc.title.al	dc.title[]	dc.title[er	dc.type[]	dc.type[en_U	
7030	123456789/5256	123456789/5/	McElfresh, Laura::83		2009				Chomp, rc	Graham ai	pictures of dogs play	http://hdl.handle.net/123456789/5263					Dogs			Snow day!		Image		
7032	123456789/5256		(Unknown)::ee09b1		2015						Pictures of puppies who look li	http://hdl.handle.net/123456789/5265					Dogs			Not my dogs		Image		
7031	123456789/5256		Trask, Amy Kane::ba	#####							Emmie at Christmas in Tulsa	http://hdl.handle.net/123456789/5264					Cats			Emmie at Christmas		Image		
7029	123456789/5256		McElfresh, Laura::83	2003-12							Pictures of Graham, age appro	http://hdl.handle.net/123456789/5262					Cats			Baby Graham		Image		
7028	123456789/5256		McElfresh, Laura::83	2004-01							Bed, crate In which we see that Graham d	http://hdl.handle.net/123456789/5261					Cats			Cammi and Graham		Image		
7042	123456789/5253		McElfresh, Laura::83	#####					Training n	Texas Digital Library					http://hdl.en_US			DSpace				Intermediate DSpace Learning Obje		
7024	123456789/5253		Lindsey, Nerissa::a4	#####							Slides and handout f	http://hdl.handle.net/en_US					DSpace					Introduction to DSpace Learning Obje		
7019	123456789/5253		McElfresh, Laura::83		2016										http://hdl.en_US							Repository Structure Learning Obje		
7040	123456789/5272		S3E3, Joe::79c678c6-	#####					This is a bi	S3E3 University				No particular descrip	http://hdl.handle.net/en_US		S3E3 Press		Genealogy	Computers		Technologies for An	Preprint	
7041	123456789/5272		AB, CD::c265e8c1-7b	#####					This is an animation about nothing in part I	used RSTU software	http://hdl.handle.net/en_US				HIJK Press		LMN	OPQ		EFG		Animation		
7038	123456789/5272		S3E3::bcb923f-67f2-	#####					This is a book written by a robot.		Originally published as a mono	http://hdl			S3E3 Press		Computer Science	Metadata		S3E3's guide to comp	Book			
7034	123456789/5272	123456789/5/	S3E3 Junior::9311b3	#####					This is a sc	S3E3 University				Monograph chapter	http://hdl.other		S3E3 Press: Computer		Genealogy			Computers for Gene Book chapter		
7036	123456789/5270		Ipsium, TV::55dd657		2016									http://hdl.handle.net/123456789/5274					gibberish			1987		Working Paper
7033	123456789/5273		Smith, Sean William	#####					Image of a happy dog at a park located on This pictu	From the	http://hdl.handle.net/1234567	Sean, Inc.					Research : Happy Dog on a Fall		Photograph of a Goo	Image				
7035	123456789/5271		Monkee, Sock::7649	#####										http://hdl.handle.net/1234567	university				Research Subject Categories::N	D Space training test	Article			

Column headers are Dublin Core fields (only the ones we used)

Notice use of double pipe | | to repeat a field/include multiple values

"id" is the item's number

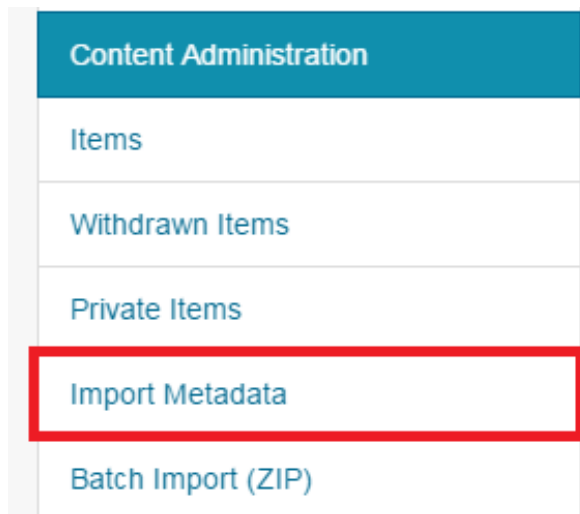
"collection" can have multiple values: owning collection (first listed) &

# Metadata Cleanup & Batch Edits

- Edit metadata fields -- fix typos, standardize CaPiTaLiZaTiOn
- Add new metadata fields
- Remove unnecessary metadata fields (if needed)
- After editing the spreadsheet, upload it back into DSpace (“Import Metadata”) and approve the changes.

# Try it!

## Batch metadata edits



1. Look at the spreadsheet you exported earlier. Make any changes you like.

- Example: the “Photographs of...” Items all have author “O. Nonymous”. Try changing it to something else.

2. Save your changes. Be sure to keep the spreadsheet in .csv format.

3. Under “Content Administration” on the right sidebar, click “Import Metadata” and select your .csv file.

4. Review your changes to make sure it’s what you wanted.

**5. BE SURE TO SCROLL DOWN & CLICK ON “APPLY CHANGES”**

# Success! (Now scroll down and click “Apply Changes”.)

## Notice

Upload successful

## Import Metadata

Pending changes are listed below for review

### Changes pending for item 7030 (123456789/5263)

Add: (dc.description[en\_US])      Graham and Cammi playing outside after a heavy snowfall in OKC

Remove: (dc.description[])      Graham and Cammi playing outside after a heavy snowfall in OKC

Remove:  
(dc.description[en\_US])      pictures of dogs playing in snow

### Changes pending for item 7032 (123456789/5265)

Add: (dc.description[en\_US])      Pictures of puppies who look like mine might have when they were babies

Remove: (dc.description[])      Pictures of puppies who look like mine might have when they were babies

# ...or fix your metadata and try again.

**Notice**

Unknown metadata element in heading

dc.nonsense

## Import Metadata

---

No changes were detected

Return

# ...and did I mention, click on “Apply Changes”?

## Notice

Upload successful

## Import Metadata

Pending changes are listed below for review

Changes pending for item 7030 (123456789/5263)

Remove: (dc.date.issued[])

2009

Apply changes

Return



**THIS BUTTON HERE**

**SCROLL DOWN & CLICK IT**

**OTHERWISE DSPACE WON'T  
SAVE YOUR WORK**

# Moving & Mapping Items

- We move items by changing the Collection number.
- We map items by adding Collection number(s) for the mapped Collection(s), separating the Collection numbers with a double pipe.
  - Leave the owning Collection first in the listing.

# Try it!

## Moving & Mapping Items

Try mapping some items into “Mapping Collection” within the UT-RGV Training Community.

Choose which items you’d like to map. Under “collection” in the metadata spreadsheet, append `||123456789/5284` to each entry.

Save your spreadsheet & import the metadata.



# You know the drill. (“Apply Changes”.)

## Notice

Upload successful

## Import Metadata

Pending changes are listed below for review

### Changes pending for item 7032 (123456789/5265)

Map to collection

123456789/5284 (Mapping Collection)

Apply changes

Return

# Spreadsheet-Wrangling Techniques

Tips, tricks, questions

- Delete lines &/or columns you're not editing
  - Especially since DSpace does have a limit on length of import spreadsheets
  - Documentation says 1,000 lines; I thought it was more like 200
- **CTRL+H** (Find/Replace) is your friend!
- Sorting your spreadsheets can help you edit more efficiently

# Thank you!

Laura Kane McElfresh

Texas A&M University at Galveston

[mcelfrel@tamug.edu](mailto:mcelfrel@tamug.edu)